

nug hinweisen kann, sind auch in vorgeschrittenerem Alter leicht zu erlernen, wenn man folgendermaßen vorgeht: Es handelt sich bei dieser Bewegung um ein Strecken (Fig. 3) und Krümmen (Fig. 4) der 5 Finger, die ohne Zuhilfenahme des Handgelenks einen kleinen Marteléstrich hervorbringen sollen.

Voici de quelle façon l'on doit procéder pour arriver à pouvoir faire un martelé rien qu'avec les doigts. Le mouvement se compose de deux parties: étendre les doigts tout droit (Fig. 3) les recroqueviller sur eux-mêmes (Fig. 4). L'élève doit avant tout savoir bien faire ces deux mouvements sans archet,

In the following manner we will proceed to produce a martelé stroke with only the fingers. The movement consists of two parts. Extend the fingers (fig. 3), then bend them as far as possible (fig. 4). The student must be able to do these two movements readily without the bow, after which he will

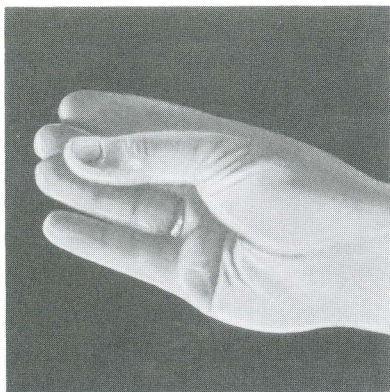


Fig. 3.

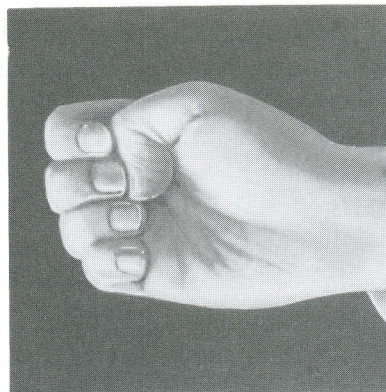


Fig. 4.

Der Schüler muß vorerst diese Übungen ohne Bogen vollkommen ausführen können, hierauf macht er die nachfolgenden 5 Übungen (an jedem Tage eine Neue):

a) Strecken und Krümmen der Finger mit dem Bogen in der Hand, wobei derselbe horizontal, jedoch mit den Haaren nach oben gehalten werden muß, so daß die Stange im Mittelglied des Zeigefingers ruht.

b) Dieselbe Übung, jedoch mit vertikal gehaltenem Bogen (Fig. 5 und 6).

ensuite il fera les 5 exercices suivants (une nouvelle tous les jours):

a) Etendre et recroqueviller les doigts, l'archet en main, horizontalement, mais avec les crins en haut, de sorte que l'archet repose dans le creux de l'index.

b) Le même exercice avec l'archet tenu verticalement (Fig. 5 & 6).

practise the five following exercises using a different one each day.

a) Extend and flex the fingers holding the bow horizontally, the hair turned upwards, but in such a manner that the stick will rest on the middle phalanx of the index finger.

b) The same exercise with the bow held vertically (fig. 5 and 6).

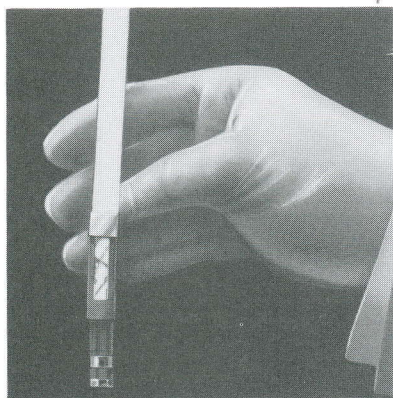


Fig. 5.

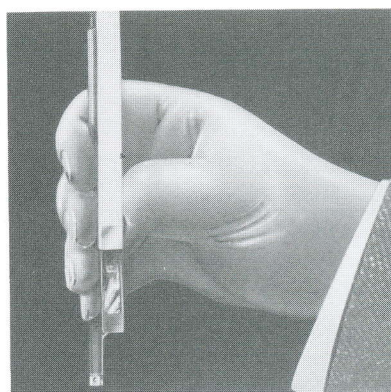


Fig. 6.

c) Die gleiche Übung mit horizontalem Bogen, Haare nach unten. (Der Zweck dieser Gradation ist, den kleinen Finger nach und nach an die ungeheuer

c) Idem, l'archet tenu horizontalement, les crins en bas. (Le but de cette progression de plus en plus difficile, est d'habituer peu à peu le petit

Repeat the movement with the bow held horizontally with the hair downwards. (The aim of this gradation which becomes more and more

Mitte mit Handgelenk.

Au milieu et du poignet.

In the middle with the wrist.

II E.

Four staves of musical notation in G major, 4/4 time. The first staff is marked with a '2' below the first measure. The second and fourth staves also have a '2' below the first measure. The third staff is labeled 'G Saite' above the first measure. Each staff contains a sequence of eighth-note patterns with various fingering numbers (1, 2, 3, 4) and slurs. A dashed line with an '8' above it spans across the first two staves, and another similar line spans across the last two staves.

Spitze mit Handgelenk.

À la pointe et du poignet.

At the point with the wrist.

Two staves of musical notation in G major, 4/4 time. The first staff has a '1' above the first measure. The second staff has a '1' above the first measure and a '2' below the last measure. Both staves feature eighth-note patterns with slurs and fingering numbers (1, 2, 3, 4). A dashed line with an '8' above it spans across both staves.

Am Frosch mit dem Handgelenk.

Au Talon du poignet.

At the nut with the wrist.

Four staves of musical notation in G major, 4/4 time. The first staff has '3 4 3' below the first measure and '4 3 4 3 4 sempre' below the second measure. The second staff has '3 4 3 4 3 4' below the first measure. The third and fourth staves also have '3 4 3 4' below the first measure. Each staff contains eighth-note patterns with slurs and fingering numbers (1, 2, 3, 4). A dashed line with an '8' above it spans across the first two staves, and another similar line spans across the last two staves.

Mit ganzem Bogen.

Tout l'archet.

Whole bow.

One staff of musical notation in G major, 4/4 time. It features a single eighth-note pattern with a slur over the entire staff and a '4' below the first measure. A dashed line with an '8' above it spans across the staff.